

Visualization

Studio 5000 View Designer and
PanelView 5500 Programming



Course Number

CCV210

Course Purpose

After completing this course, given a computer with Studio 5000 View Designer® software and a PanelView™ 5000 series terminal, you should be able to produce an operational project running on the terminal.

During class, you will practice the following hands-on skills:

- Prepare a PanelView 5500 terminal for operation
- Create a new project and run it on a terminal
- Create, configure, and animate graphic elements on screens
- Configure security for restricting access to certain screens or graphic elements
- Configure alarm screens to monitor and manage alarms from your Studio 5000 Logix Designer® project

Note that while this course uses PanelView 5500 hardware, the skills learned in this class are applicable to any PanelView 5000 series terminal.

COURSE AGENDA

DAY 1

- Configuring and Maintaining a PanelView 5000 Terminal
- Creating and Configuring a Studio 5000 View Designer Project
- Creating and Configuring Screens in a Studio 5000 View Designer Project
- Creating and Configuring Graphic Elements in a Studio 5000 View Designer Project
- Configuring Events in a Studio 5000 View Designer Project

DAY 2

- Creating and Configuring Trends, Graphs, and Gauges in a Studio 5000 View Designer Project
- Integrated Practice: Creating Interactive Elements in a Studio 5000 View Designer Project
- Configuring Animation for Graphic Elements in a Studio 5000 View Designer Project
- Configuring Alarm Screens in a Studio 5000 View Designer Project
- Creating Reusable Screens in a Studio 5000 View Designer Project

DAY 3

- Creating Add-On Graphics in a Studio 5000 View Designer Project
- Configuring Language Switching in a Studio 5000 View Designer Project
- Configuring Security for a Studio 5000 View Designer Project
- Integrated Practice: Enhancing an Interactive Studio 5000 View Designer Project

WHO SHOULD ATTEND

Individuals who need to create Studio 5000 View Designer projects for use on a PanelView 5000 terminal should attend this course.

PREREQUISITES

To successfully complete this course, the following prerequisites are required:

- Completion of the *Studio 5000 Logix Designer Level 1: ControlLogix System Fundamentals* course (Course Number CCP146) or basic experience with Logix 5000™ tags and architecture

STUDENT MATERIALS

To enhance and facilitate the students' learning experiences, the following materials are provided as part of the course package:

- Student Manual
 - Includes the key concepts, definitions, examples, and activities presented in this course
- Lab Book
 - Provides learning activities and hands-on practice
- Studio 5000 View Designer and PanelView 5000 Procedures Guide:
 - Provides step-by-step instructions for tasks that are common to all PanelView 5000 terminals using the software

HANDS-ON PRACTICE

Throughout this course, you will have the opportunity to practice the skills you have learned through a variety of hands-on exercises. These exercises focus on the skills introduced in each lesson.

NEXT LEARNING LEVEL

The skills covered in this course can help you prepare for other visualization training courses. After learning about machine level HMIs in this course, *FactoryTalk View SE Programming* (Course Number CCV207) can help you learn about creating distributed, plantwide applications.

COURSE LENGTH

This is a three-day course.

IACET CEUS

Rockwell Automation is authorized by IACET to offer 2.1 CEUs for this program.







TO REGISTER

To register for this or any other Rockwell Automation training course, contact your local authorized Allen-Bradley® Distributor or your local Sales/Support office for a complete listing of courses, descriptions, prices, and schedules.

You can also access course information via the Web at <http://www.rockwellautomation.com/training>

Rockwell Automation is accredited by the International Association for Continuing Education and Training (IACET) and is authorized to issue the IACET CEU. [Click here](#) to view the Rockwell Automation Certificate of Accreditation.

To be respectful of the environment, Rockwell Automation is transitioning some of its training courses to a paperless format. Students are asked to complete downloads and bring personal devices to these classes. A full list of digital/paperless courses is currently available through your local distributor.

Connect with us.    

rockwellautomation.com — expanding **human possibility**™

AMERICAS: Rockwell Automation, 1201 South Second Street, Milwaukee, WI 53204-2496 USA, Tel: (1) 414.382.2000, Fax: (1) 414.382.4444

EUROPE/MIDDLE EAST/AFRICA: Rockwell Automation NV, Pegasus Park, De Kleetlaan 12a, 1831 Diegem, Belgium, Tel: (32) 2 663 0600, Fax: (32) 2 663 0640

ASIA PACIFIC: Rockwell Automation, Level 14, Core F, Cyberport 3, 100 Cyberport Road, Hong Kong, Tel: (852) 2887 4788, Fax: (852) 2508 1846

Allen-Bradley, ControlLogix, Logix 5000, PanelView, Studio 5000 View Designer, and Studio 5000 Logix Designer are trademarks of Rockwell Automation, Inc.

Trademarks not belonging to Rockwell Automation are property of their respective companies.

Publication GMST-PP735C-EN-P – January 2020 | Supersedes Publication GMST-PP735B-EN-P – May 2018

Copyright © 2020 Rockwell Automation, Inc. All Rights Reserved. Printed in USA.